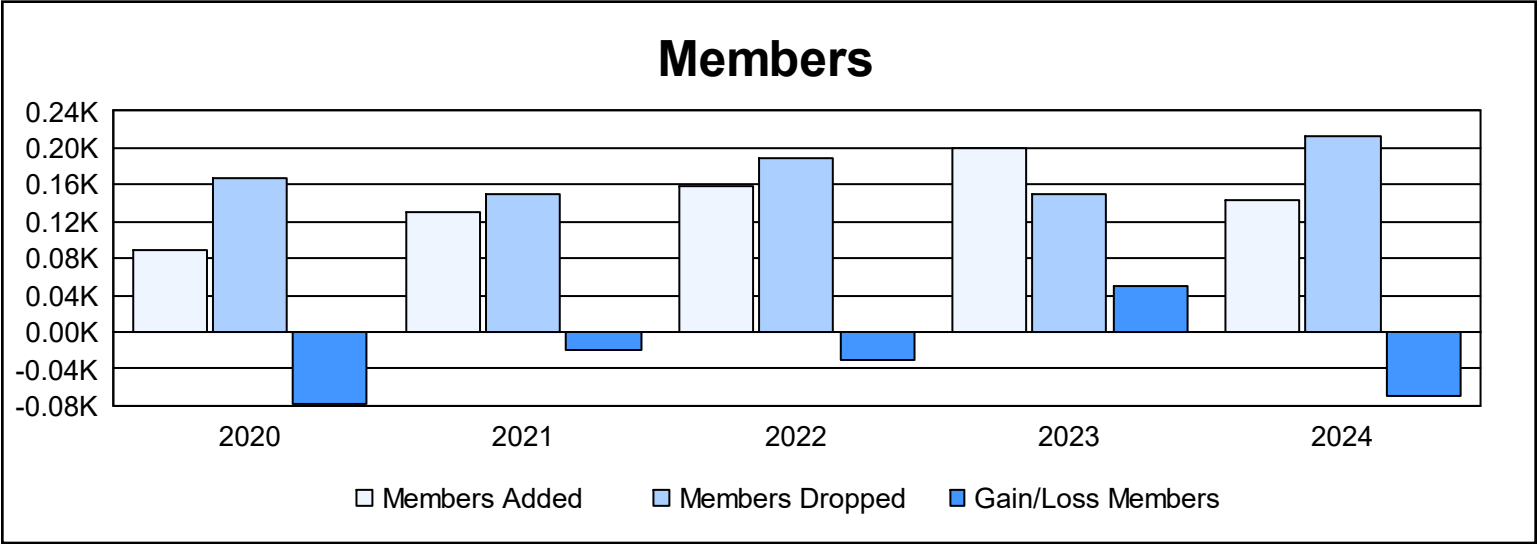
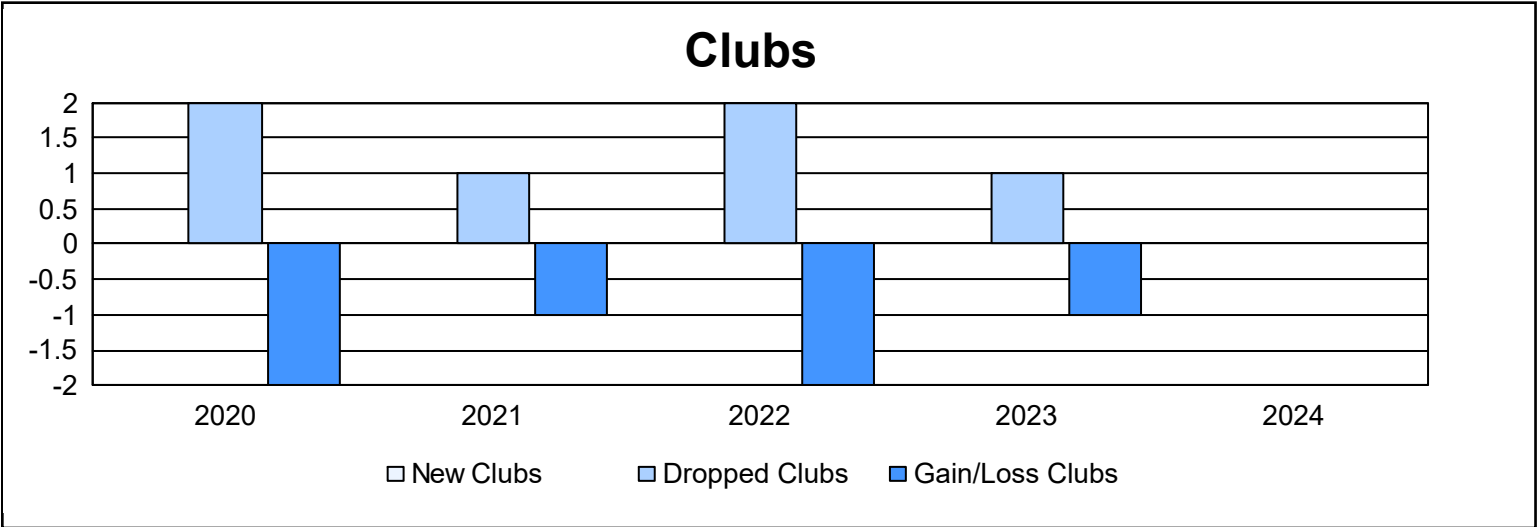
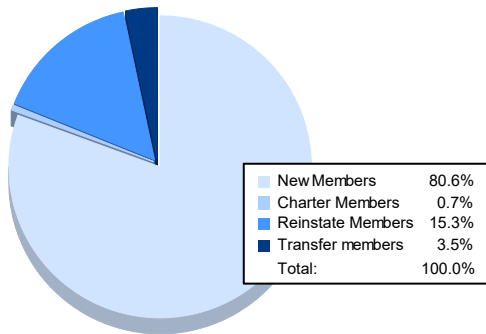


Year	New Clubs	Dropped Clubs	Gain/ Loss Clubs	New Members	Charter Members	Reinstate Members	Transfer Members	Total Member Added	Total Members Dropped	Gain/ Loss Members
2019-2020	0	2	-2	79	0	3	7	89	167	-78
2020-2021	0	1	-1	122	0	4	4	130	149	-19
2021-2022	0	2	-2	149	0	4	5	158	189	-31
2022-2023	0	1	-1	183	1	5	11	200	150	50
2023-2024	0	0	0	116	1	22	5	144	213	-69
Average	0	1	-1	130	0	8	6	144	174	-29



### Membership Composition June 2024 Cumulative



### Gender Composition June 2024 Cumulative

